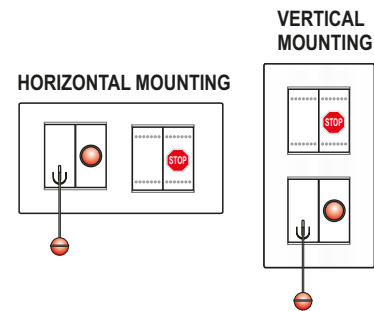


- 1 [ Call Button
- 2 [ Reassurance Pilot
- 3 [ Control Module
- 4 [ Call Cancel Button



### Description

Emergency call module for adapted toilets. In case of emergency the user only has to pull the cable, generating a call to the security control zone.

When the call is activated, the system emits an audible and visual warning both in the bathroom area and in the associated control unit CSB-508. The call can be silenced by pressing the cancel button.

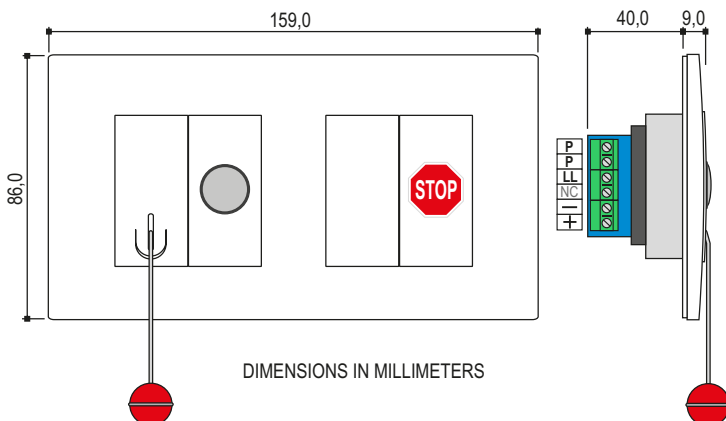
When a call is made, it will remain active, which allows it to be used with the SR-200 Centrals (from 20 to 120 lines).

The system is powered at 24 VDC from the associated central CSB-508.

Simple to install and easy to use. It can be mounted horizontally or vertically.

### Composition:

- 1 Call Drawer (with 1,40m. pull cord)
- 1 Reassurance Pilot.
- 1 Call Canceling Button .
- 1 Acoustic Warning
- 1 Control Module
- 1 Adhesive Label of Utilization

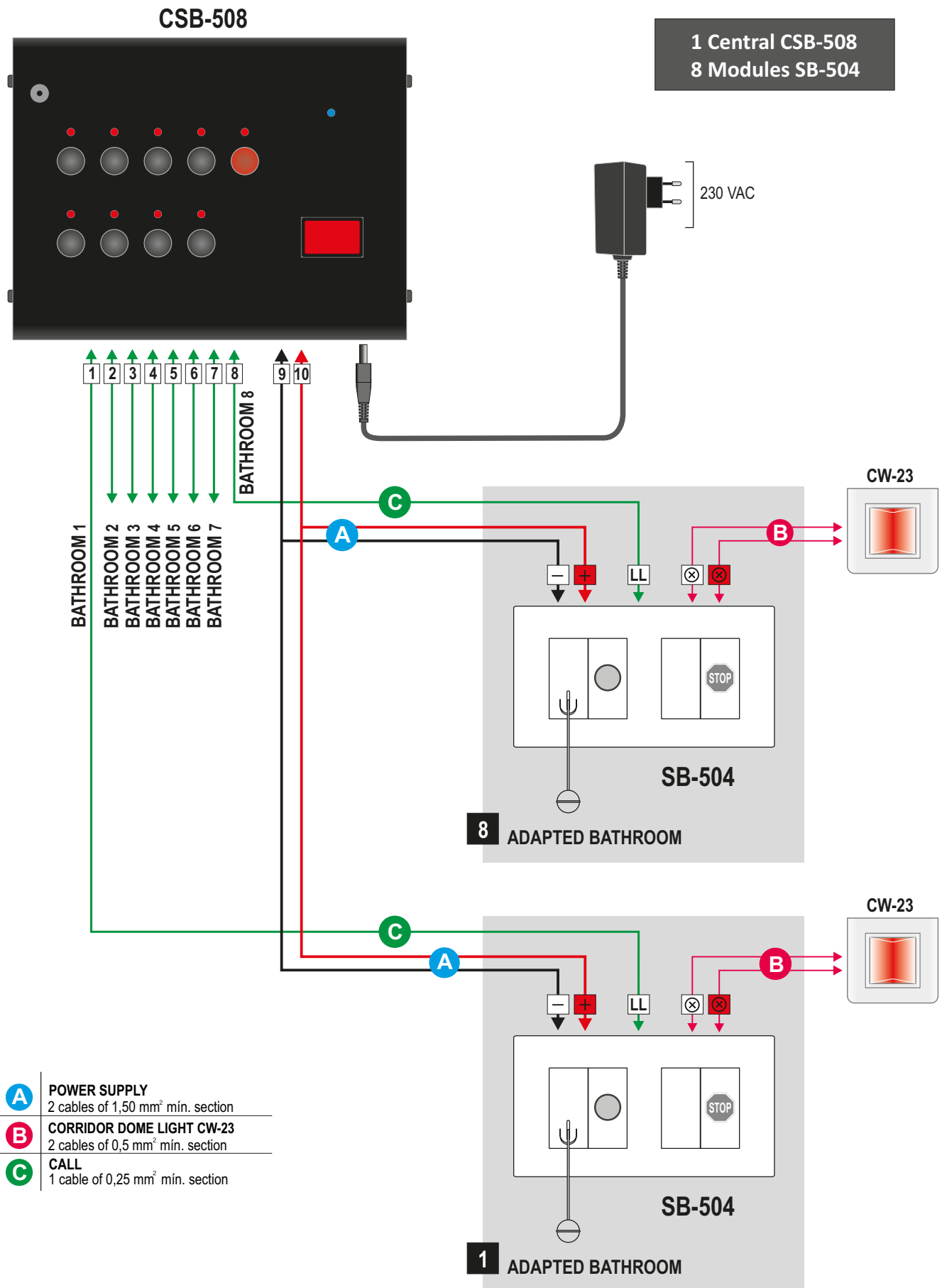


### Optional:

- Corridor dome light (CW-23)
- Embedding box for SB-504



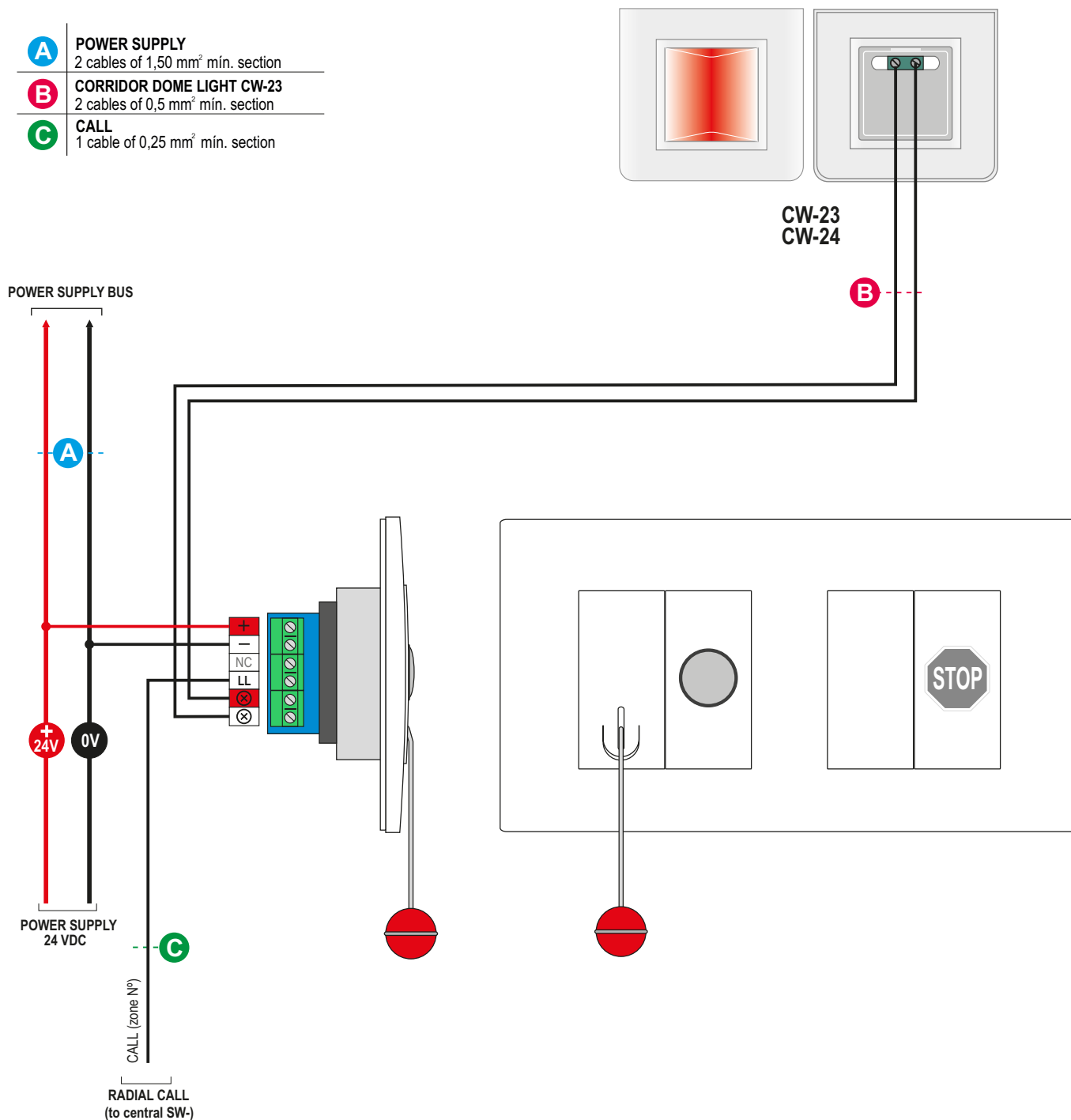
Connection diagram with CSB-508 unit



- A** **POWER SUPPLY**  
2 cables of 1,50 mm<sup>2</sup> min. section
- B** **CORRIDOR DOME LIGHT CW-23**  
2 cables of 0,5 mm<sup>2</sup> min. section
- C** **CALL**  
1 cable of 0,25 mm<sup>2</sup> min. section

## Connection diagram with SRD System

- A** **POWER SUPPLY**  
2 cables of 1,50 mm<sup>2</sup> min. section
- B** **CORRIDOR DOME LIGHT CW-23**  
2 cables of 0,5 mm<sup>2</sup> min. section
- C** **CALL**  
1 cable of 0,25 mm<sup>2</sup> min. section



### Connection diagram with SRD System

- A POWER SUPPLY**  
2 cables of 1,5mm<sup>2</sup> min. section

---

- B INTERPHONY**  
1 braided and shielded cable of 2x0,34mm<sup>2</sup> min. section

---

- C CALL**  
1 cable of 0,25mm<sup>2</sup> min. section

