


RM-101B

Multi-function audio player
CD / USB / SD / FM-AM Tuner



Description

The RM-101B is a multifunction audio player. It has an audio CD player, USB MP3 player, Bluetooth connection and an AM/FM tuner. It can be used to broadcast music, pre-recorded announcements, advertising, AM-FM frequency tuning, etc.

It is ideal for use in both public address systems and professional sound installations. Due to its design and manufacture it allows uninterrupted use to remain on and in continuous playback.

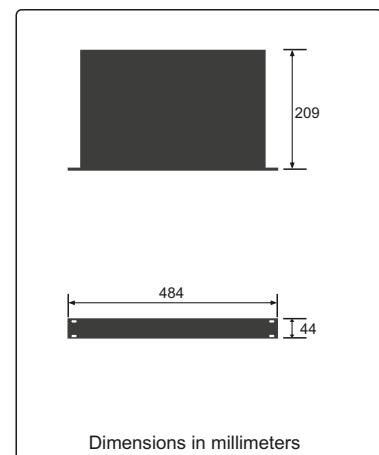
It has two independent backlit LCD screens. One for control, navigation in MP3 files and information on audio reproduction. The other screen shows information on the dial and selected pre-sets of the digital AM-FM tuner.

The RM-101B can be controlled using the buttons on the front of the unit or with the supplied remote control.

It has two independent signal outputs, one output for CD and USB players, the other for the Bluetooth connection and the AM-FM tuner.

Technical characteristics

| | |
|---------------------------------------|--|
| Model | RM-101B |
| Frequency response | 20Hz~20KHz(-2dB) |
| THD | ≤0.1% |
| Channel crosstalk | 65dB |
| Dynamic range | 75dB |
| SNR | 85dB |
| USB / CD Output | 0.775V |
| FM / AM Frequency | FM: 87.5MHz-108.0MHz, AM: 522KHz-1620KHz |
| Antenna input impedance | FM: 75Ω (unbalanced), AM: low impedance |
| Sensitivity | FM: ≤10uA, AM: ≤100uA |
| FM-AM Tuner storage | 99 |
| Bluetooth / FM-AM tuner output | 0.775V |
| Power supply | 230V - 50Hz |
| Dimensions | 484X209X44mm |
| Weight | 3.8Kg |



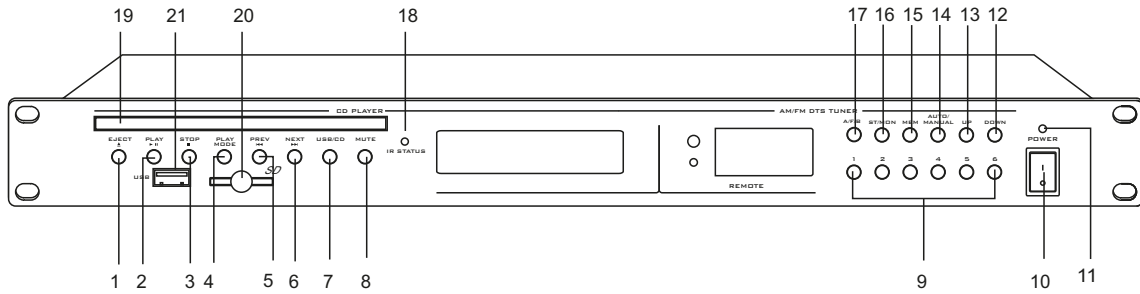
EQUIPOS Y SISTEMAS MEGAFONÍA/INTERCOM • PUBLIC ADDRESS SYSTEMS

UNIÓN DESARROLLOS ELECTRÓNICOS

Tel.: +34 934 772 854 / +34 609 914 787 • ude@udeaudio.com • BARCELONA - SPAIN

www.udeaudio.com

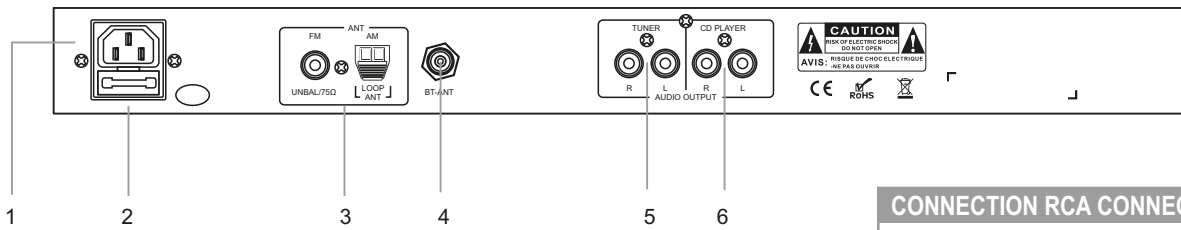
rev.1 | 610579A | 1 / 2



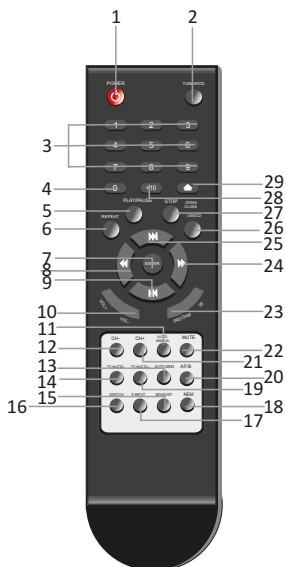
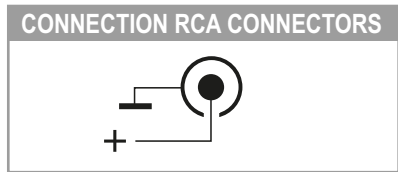
- 1 - Eject CD
- 2 - Play / Pause
- 3 - Stop
- 4 - Playback mode
- 5 - Previous
- 6 - Next
- 7 - Source selection: USB / CD
- 8 - Mute
- 9 - Selection of pre-tuned frequencies
- 10 - Power Switch
- 11 - Power indicator
- 12 - Decrease frequency
- 13 - Increase frequency
- 14 - FM-AM Tuner mode: manual or automatic
- 15 - FM-AM Tuner channels storage
- 16 - Stereo / Mono Mode selection
- 17 - Bluetooth / AM o FM Mode.
- 18 - LED indicator Red: Tuner
Green: CD/USB/SD
- 19 - CD player
- 20 - SD card slot.
- 21 - USB connection

IMPORTANT:

Insert the SD card in the correct position.
 To remove the SD card, the switch must be set to OFF.
 On the SD card, all files must be in one folder.
 To pair via Bluetooth enter the code 8888 on your device
 when the unit appears as T-2221.



- 1 - AC Power Input
- 2 - AC Fuse
- 3 - FM / AM Antenna
- 4 - Bluetooth Antenna
- 5 - BLUETOOTH / FM-AM Tuner 0dB Output (2xRCA)
- 6 - USB / CD 0dB Output (2xRCA)



- 1. Power On/Off button
- 2. CD / FM-AM Tuner
- 3. Number 1 ~ 9
- 4. Number button 0
- 5. Play/pause
- 6. Playback mode
- 7. OK
- 8. Previous song
- 9. Rewind
- 10. Volume + / -
- 11. Manual / Auto
- 12. Previous channel
- 13. FM-AM Tuner Auto / Manual
- 14. Decrease frequency
- 15. Mono / Stereo
- 16. Display the current channel
- 17. Direct input frequency
- 18. Save
- 19. Increase frequency
- 20. AM / FM / Bluetooth
- 21. Next channel
- 22. Mute
- 23. Left and right channel adjustment
- 24. Next song
- 25. Fast forward
- 26. USB / CD
- 27. Stop
- 28. Channel + 10
- 29. Eject