

IR-62/3

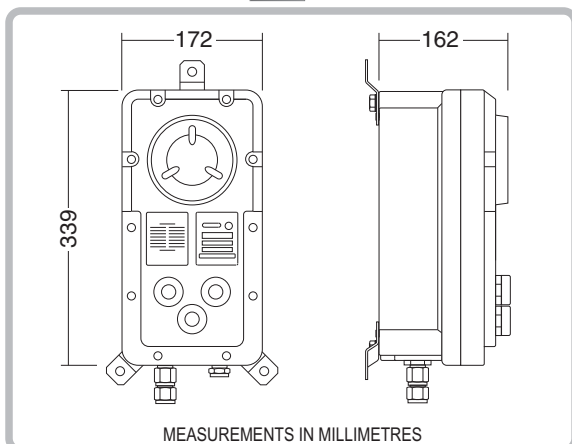
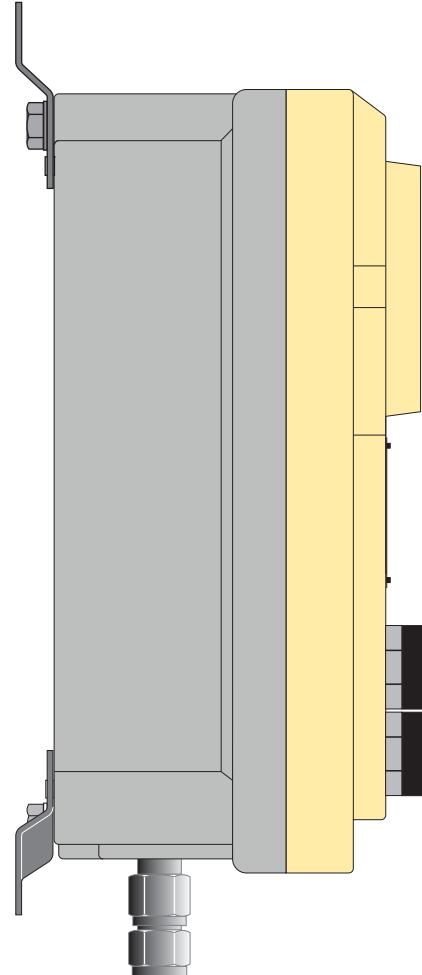
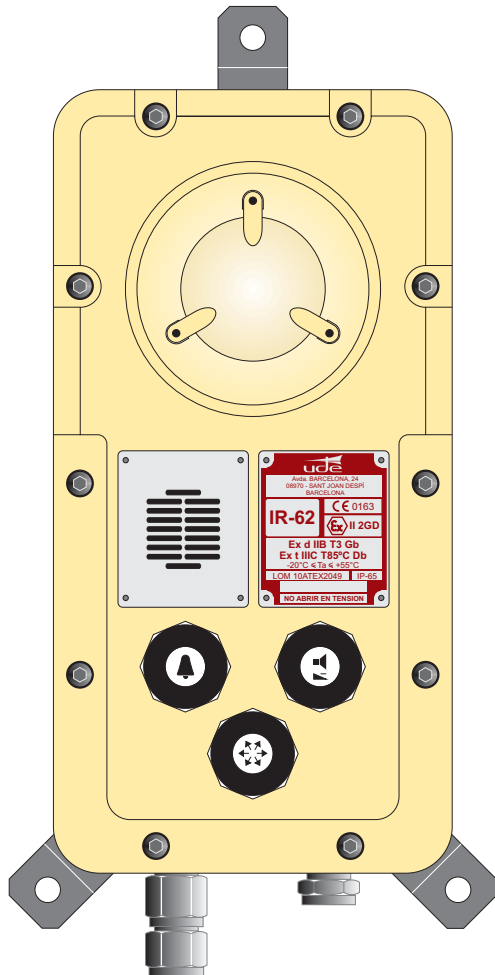


EXPLOSION PROOF SECONDARY STATION FOR INTERCOM SYSTEMS



II 2GD
Ex d IIB T3 Gb
Ex t IIIC T85 °C Db
-20 °C ≤ Ta ≤ +55°C

Certificate: LOM 10ATEX2049



TECHNICAL CHARACTERISTICS

- 30 W. power loudspeaker with impedance transformer (330/660/1400/3300 Ω).
- Electret microphone with antinoise system
 - Line pre-amplifier.
 - 24 VDC. phantom power supply.
- Push-button for calling centre.
- Attenuation push-button.
- Call/general message push-button.
- Can be connected to an external loudspeaker.
- Cable input/output: NPT 3/4" cable gland.
- Weight: 11 k.
- Material: Cast aluminium.



EQUIPOS Y SISTEMAS MEGAFONÍA / INTERCOM • PUBLIC ADDRESS SYSTEMS

UNIÓN DESARROLLOS ELECTRÓNICOS

Tel.: +34 934 772 854 / +34 609 914 787 • ude@udeaudio.com • BARCELONA - SPAIN



www.udeaudio.com

rev.0 610.082A 1 / 2

DESCRIPTION

The **IR-62/3** explosion proof secondary station for intercom systems has been developed as per the EN 50018 and EN 50281 standard for application in explosion-risk industrial and marine settings (**LOM 10ATEX2049 - certified**), which is valid for all European Union countries).

It can be used in atmospheres with gases classified in Groups **A** and **B**, with an ignition temperature above 200°C (**T3**), which means that the **IR-62/3** can be used in a great number of safety installations.

Surface temperature mark "T85°C" is applicable for areas with combustible dusts but without gaz.

Its function is to establish two-way spoken communication from the area where an explosion might occur and a radial intercom central. You may fit as many secondary stations as you require.

APPLICATIONS

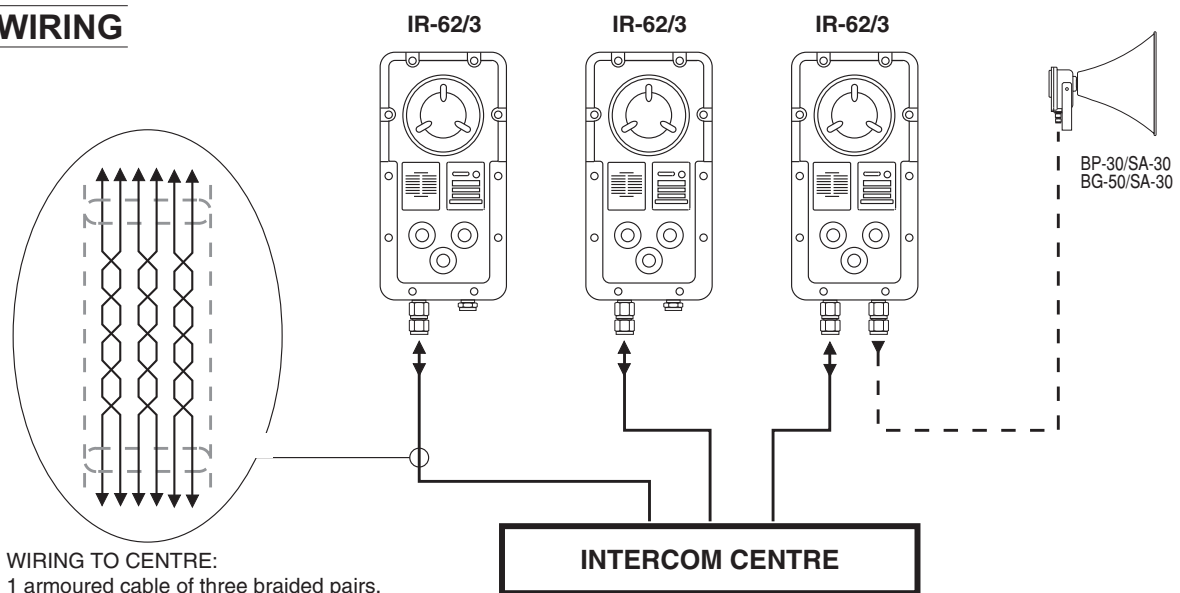
- Petrochemical
- Loading, unloading areas and gas storage
- Gas pipelines (issuing and receiving stations).
- Chemical industries
- Silos.
- Methane tankers.
- Oil tankers.
- Oil rigs.
- etc.

COMPOSITION

The equipment consists of:

- High-performance 30 W message reception speaker, consisting of a compression driver and an exponential horn built into the structure.
- Impedance transformer.
- Microphone with noise-elimination circuit.
- Pushbutton for calling the centre.
- Call/general message push-button.
- Internal speaker attenuation pushbutton and external loudspeaker override.
- Line preamplifier with balanced output.
- Cast-aluminium surround housing.
- Outside screws in stainless steel.
- Cable input and output through NPT 3/4" stuffing-box (bottom).
- Wiring via screw-in terminals, on the inside.

WIRING



- FOR OTHER APPLICATIONS SEE: IR-62/1, IR-62/2, IR-62/P.