
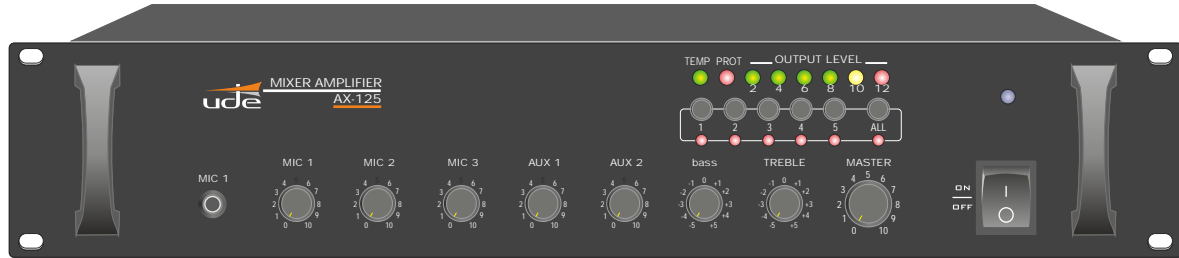


AX-125

MIXER AMPLIFIER WITH 5 AREAS SELECTOR



DESCRIPTION

120 W.RMS mixer amplifier with low output impedance of 4-16 ohms, 70V and 100V line for music applications and notices.

Includes 5-zone selector for speaker output L100V.

The amplifier AX-125 has asymmetric microphone input, 2 asymmetric microphone inputs / asymmetric line, 2 auxiliary inputs, 1 emergency input (EMC) and 1 output signal of 0 dB.

General volume control and separate volume controls for microphone and auxiliary inputs.

Baxandall tone control with separate controls for bass and high.

Vumeter modulation indicator.

Forced ventilation air into the bottom and side of the unit.

Electronic protection against short circuits, overloading and overheating.

TECHNICAL FEATURES

- Power (RMS):	120 W.	- 1 Micro input symmetric (5 mV / 600 Ω):	MIC 1 (JACK-6 mm.).
- Speaker output lines:	4-16Ω, L70V, L100V.	- 2 Inputs (see note 1):	MIC2 - MIC3 (JACK-6 mm. - asymmetric (5 mV / 600 Ω). MIC2 Line - MIC3 Line (2xRCA - asymmetric (775mV / 10K Ω).
- Speaker output lines Zones 1 to 5:	L100V.	<i>Note 1:</i>	<i>The inputs MIC 2 and MIC 3 had each one, and independent volume in the front panel. In this inputs you can use either the connection asymmetric microphone (JACK) or asymmetric line microphone (RCA) but not the 2 at the same time.</i>
- Distortion:	Less than 1%.	- 2 Auxiliary inputs (350 mV / 10K Ω):	AUX 1 - AUX 2 (2xRCA - asymmetric).
- Pass Band:	50 Hz. a 16 KHz. (+/-2dB).	- 1 EMERGENCY input (750 mV / 10K Ω):	EMC (Terminal strip - asymmetric).
- Ton controls:	Bass: 100 Hz. ± 10 dB. High: 10 KHz. ± 10 dB.	- 1 SIGNAL output (775mV):	MIX OUT (2xRCA - asymmetric).
- Crosstalk:	Mic: 80 dB. / Aux: 85 dB.	PRIORITIES:	MIC 1 over the rest of the entries, audio levelactivation (VOX) Adjustment MUTE (from 0 to 30 dB) EMC on the other inputs (except to MIC1)
- Signal - noise ratio:	Mic 1, 2, 3: 66 dB. Aux 1, 2: 80 dB.		
- Supply:	230 VAC (50/60 Hz).		
- Maximal consumption:	200 W.		
- Dimensions:	484 x 88 x 360 mm. (2 U).		
- Weight:	10,20 Kgs.		



EQUIPOS Y SISTEMAS MEGAFONÍA / INTERCOM • PUBLIC ADDRESS SYSTEMS

UNIÓN DESARROLLOS ELECTRÓNICOS

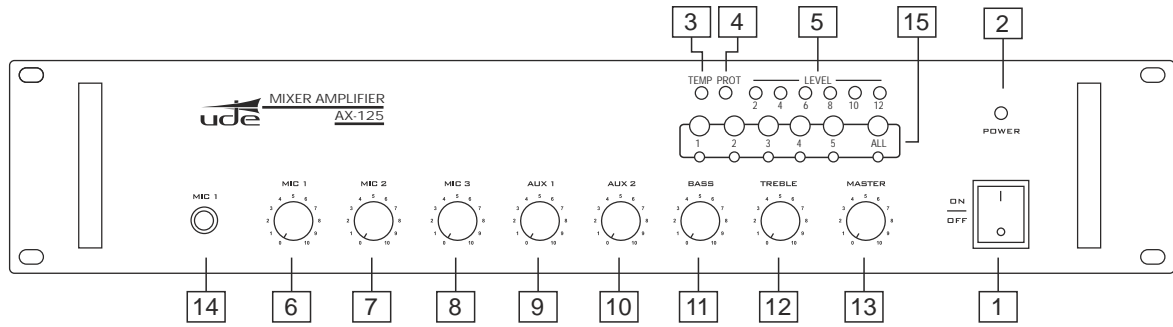
Tel.: +34 934 772 854 / +34 609 914 787 • ude@udeaudio.com • BARCELONA - SPAIN



www.udeaudio.com

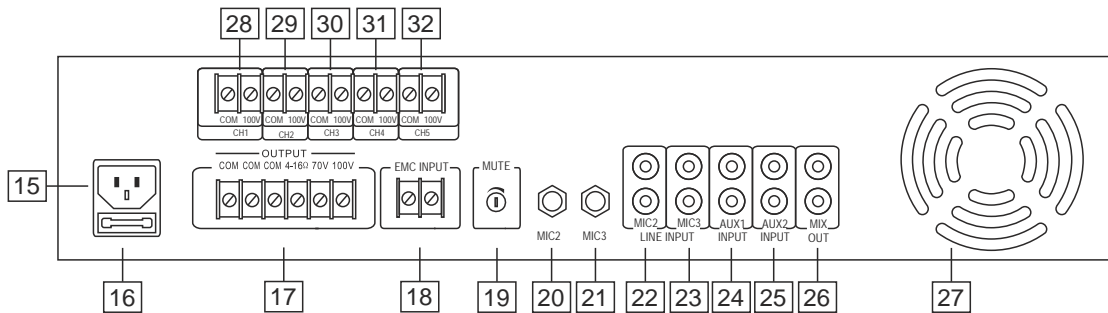
rev.0 610.401A 1 / 2

FRONT CONTROLS



- | | | | |
|--------------------------|-------------------------|-----------------------|---|
| 1 - Stars switch. | 5 - Vumeter modulation. | 9 - Vol. Aux 1 | 13 - Vol. Master |
| 2 - Motion control. | 6 - Vol. Micro 1 | 10 - Vol. Aux 2 | 14 - Micro 1 input (Jack). |
| 3 - Temperature control. | 7 - Vol. Micro 2 | 11 - Bass adjustment. | 15 - Switches and indicators ZONES (1 to 5) and GENERAL |
| 4 - Witness protection. | 8 - Vol. Micro 3 | 12 - High adjustment. | |

REAR CONNECTIONS

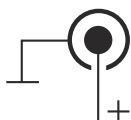


- | | |
|--|--|
| 15 - Supply input (230 VAC). | 24 - Aux 2 asymmetric input (RCA). |
| 16 - AC Fuse - T3,15A. | 25 - Aux 3 asymmetric input (RCA). |
| 17 - Speakers line out (4-16 / L100V-L70,7V.) | 26 - Signal 0 dBm asymmetric output (RCA). |
| 18 - EMC asymmetric input. | 27 - Ventilation grille. |
| 19 - MUTE. Attenuation adjustment, priority Mic 1. | 28 - Speaker line out ZONE 1 (L100V). |
| 20 - Mic 2 asymmetric input (Jack) - see note 1. | 29 - Speaker line out ZONE 2 (L100V). |
| 21 - Mic 3 asymmetric input (Jack) - see note 1. | 30 - Speaker line out ZONE 3 (L100V). |
| 22 - Line Mic 2 asymmetric input (RCA) - see note 1. | 31 - Speaker line out ZONE 4 (L100V). |
| 23 - Line Mic 3 asymmetric input (RCA) - see note 1. | 32 - Speaker line out ZONE 5 (L100V). |

Note 1: The inputs MIC 2 and MIC 3 had each one, and independent volume in the front panel. In this inputs you can use either the connection asymmetric microphone (JACK) or asymmetric line microphone (RCA) but not the 2 at the same time.

CONNECTOR CONNECTIONS

**RCA
(Asymmetric connection)**



**JACK
(Asymmetric connection)**

