

- 1 CALL key
- 2 REMOTE CALL key
- 3 CANCEL key
- 4 PRESENCE and ACTIVITY keyboard
- 5 VOLUME CONTROL keys
- 6 HAND CALL PUSH BUTTON connector
- 7 UW-T connector

- LOUDSPEAKER 8
- MICROPHONE 9
- LCD DISPLAY 10

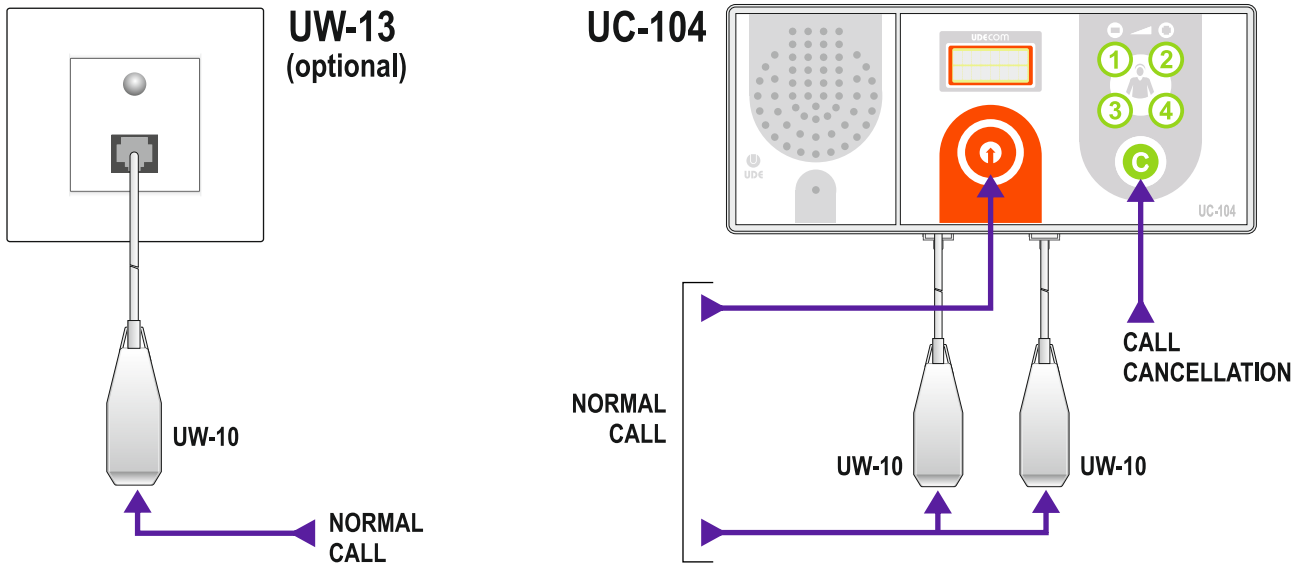
**UW-10
HAND CALL
PUSH BUTTON**

CONTENTS

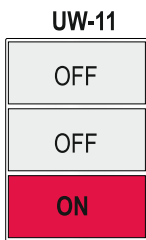
NORMAL CALL FROM THE UC-104 ROOM SUBSTATION	Pag. 3
BATHROOM CALL FROM THE UW-14 MODULE	Pag. 4
PRESENCES ACTIVATION FROM THE UC-104 ROOM SUBSTATION	Pag. 5
PRESENCES CANCELLATION FROM THE UC-104 ROOM SUBSTATION	Pag. 5
EMERGENCY CALLS FROM THE UC-104 ROOM SUBSTATION	Pag. 6
EMERGENCY CALLS CANCELLATION	Pag. 6
COMMUNICATION SECRET	Pag. 6
INTERCOMMUNICATION BETWEEN UC-104 ROOM SUBSTATION	Pag. 7
CANCELLATION OF CALL RECEIVED FROM ANOTHER ROOM	Pag. 7
ANNEX 1 - PRESENCE CODES	Pag. 8
ANNEX 2 - FUNCTION CODES RESERVED FOR STAFF ONLY	Pag. 9
ANNEX 3 - ACTIVITY CODES	Pag. 9
ANNEX 4 - NUMBERS AND LABELS FOR THE UC-104 ROOM SUBSTATION	Pag. 10

USE

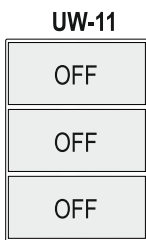
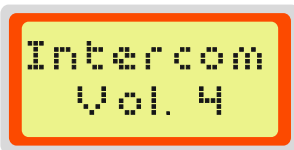
NORMAL CALL FROM THE UC-104 ROOM SUBSTATION



On standby mode, the substation displays its ID and the screen is not illuminated. (Example: Room 15).



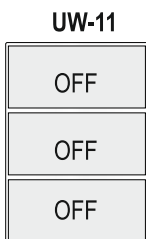
Use the UW-10 Hand Call Push Button or the call button located on the UC-104 room substation. The screen will illuminate and show the message "Call". The red light of the corridor lamp is activated. A call can be cancelled by pressing the button "C" on the substation.



When the central station (or a telephone) communicates with the substation, the display will show the message "Intercom". The conversation will be managed from the UC-102 central station. On the corridor lamp, the red light will switch off.



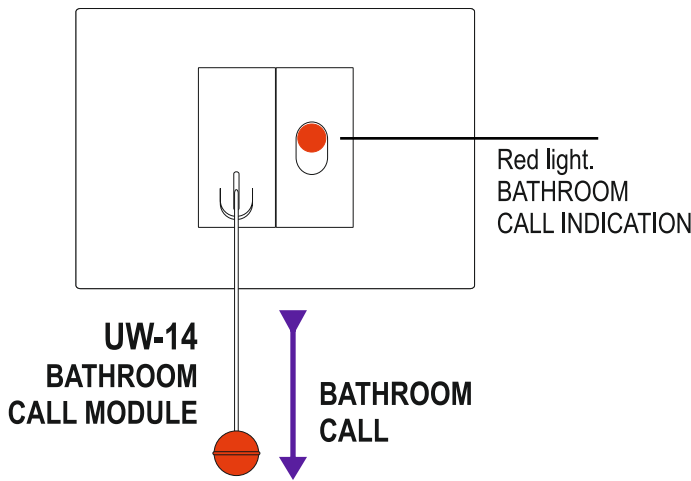
During intercommunication it is possible to control the audio level on the UC-104 room substation, by using buttons "1" and "2" on the keyboard. Range goes from 3 (min) to 7 (max).



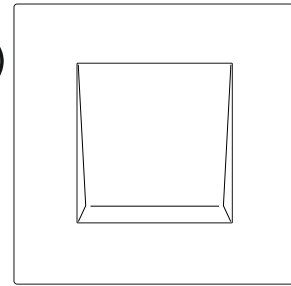
To end the intercommunication, the UC-102 central station (or the telephone) cancels the communication and the call. The room substation and the corridor lamp go back to standby mode.

USE

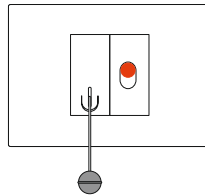
BATHROOM CALL FROM THE UW-14 MODULE



UW-19
(optional)

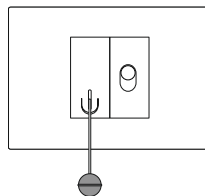
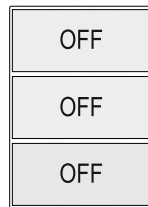


UW-19
BATHROOM CALL CANCELLATION



Bathroom call:

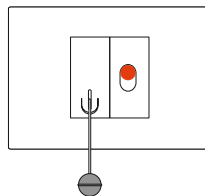
When using the UW-14 bathroom call module, a ringtone on the substation will indicate that a call is being made. The display will then show the message "Call Bath". The corridor lamp will activate a flashing red light. On the UW-14 bathroom call module, the red light will switch on.



Communication to attend a bathroom call:

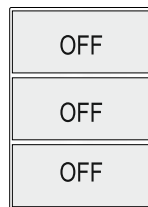
If the UC-102 central station (or a telephone) is communicating with the room substation, the display will show the message "Intercom". The conversation will be managed from the UC-102 central station (or the telephone).

The red light from the corridor lamp and the one from the bathroom call module will switch off.



Bathroom call cancellation: C

To end the intercommunication, the UC-102 central station (or the telephone) cancels the communication but the call remains active (flashing red lights for both corridor lamp and bathroom call module). The room substation display will show the message "Bathroom cancel" until the care professional manually cancels the call by pressing the "Cancel" button on the UC-104 room substation or using the UW-19 bathroom call cancellation.



When the bathroom call is cancelled, the room substation and the corridor lamp go back to standby mode.

USE

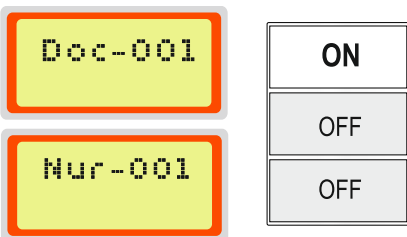
PRESENCES ACTIVATION FROM THE UC-104 ROOM SUBSTATION



When a person enters a room in order to attend a patient, he/she must activate the corresponding presence by using the numbers on the keyboard of the UC-104 room substation.

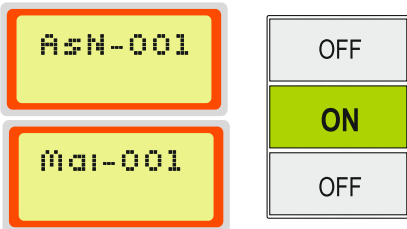


If a second presence is activated (ex: Nurse) the display will show the message “Nurse 1” alternatively with “Nurse 2”.



When pressing buttons “1” or “2” the display shows the word “doctor” or “nurse”.

- The **white light** from the corridor lamp switches on.
- If there is a call in the process, it is cancelled.



When pressing buttons “3” and “4” the display shows the message “Auxiliary nurse” or “Maintenance”.

- The **green light** from the corridor lamp switches on.

If there are some presences activated at the same time, the display will show them sequentially and the corridor lamp will activate the corresponding light.



PRESENCES CANCELLATION FROM THE UC-104 ROOM SUBSTATION



By pressing the “C” button (cancel), the presence that appears in that same moment on the UC-104 display will be cancelled. If more than one presence is activated, wait until the presence you want to cancel appears on the display and then press “C”.

FOUR DIGITS PRESENCE CODES:

The presence codes range is from “1111” to “4444”.

If this function is enabled, the system will recognize the person who activates the presence, and besides it will admit activity codes of two digits.


See **ANNEX 1** and **ANNEX 2**.

USE

EMERGENCY CALLS FROM THE UC-104 ROOM SUBSTATION

While there is a **PRESENCE** activated:


Doc-001	ON
Nur-001	OFF
AsN-001	OFF
Mai-001	ON

While there is a presence activated, if a call is made whether using the UW-10 hand call push button or pressing  on the UC-104 room substation, it will be made as an **Emergency call**. This will be indicated on:

- The room substation's display where the message **"Emergency call"** will show up.
- The corridor lamp by switching on **alternatively the red light and the white light**.

Call Emergen.	ON/OFF
	OFF
	OFF/ON

EMERGENCY CALLS CANCELLATION

-  The cancellation will be made from:
- The UC-104 room substation by pressing the button "C" (cancel)
 - The UC-102 central station or the telephone to which a communication has been established.

COMMUNICATION SECRET

SECRET ENABLED:


When the UC-104 room substation has made a call or a presence is activated by a member from the hospital staff, a two way communication can be established with the UC-102 central station.

However, if the UC-104 room substation has not made any call and there is no presence activated, when the UC-102 central station establishes communication, it will be able to talk through the room substation but not to listen what is happening in the room (for privacy reasons).

To be able to listen, the patient must be asked to press any call button (either using the UW-10 hand call push button, the UC-104 room substation or the UW-14 bathroom call module). This action will disable the communication secret.

When the call ends, the system returns to its previous configuration and enables the communication secret.

SECRET DISABLED (note 1):

Only under the hospital administration's consent, the communication secret can be permanently disabled, if desired. This way the UC-102 central station, or the telephone, can establish a two way communication with the room. In this case, when the communication is established, the UC-104 room substation display will show the icon  and a ringtone in the room will indicate that the secret is disabled.

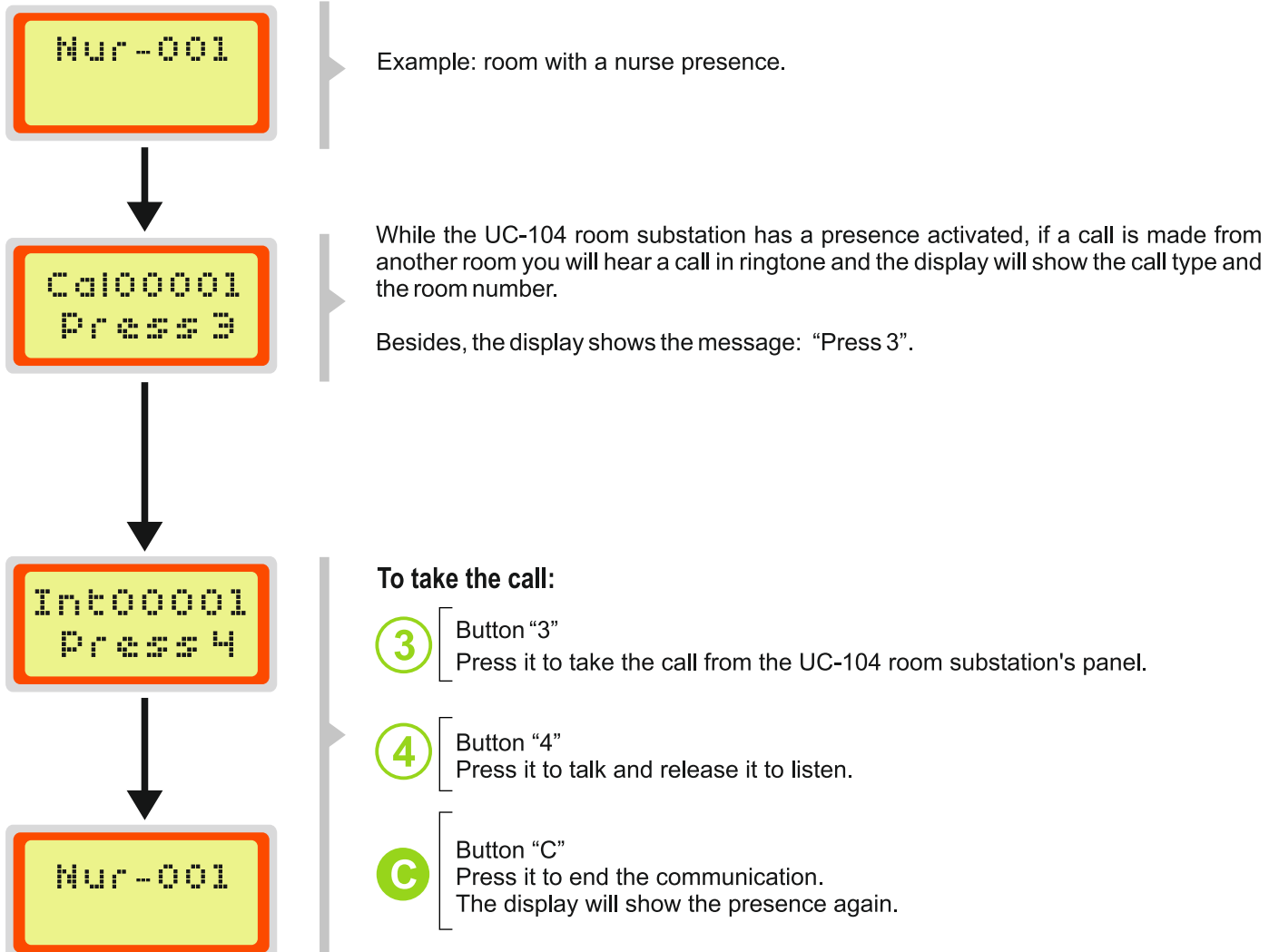
The secret can be enabled or disabled by the hospital staff by introducing a 4-digit code (see code table).

Note 1: In order to be able to disable the communication secret it is necessary to previously have configured the room substation in **technical mode** by setting the **"Privacy?"** option to **YES**.

USE

INTERCOMMUNICATION BETWEEN UC-104 ROOM SUBSTATIONS

This option is available when calls are forwarded to a room with an activated PRESENCE.



CANCELLATION OF CALLS RECEIVED FROM ANOTHER ROOM

- Ⓒ If it is a normal call or an emergency call, the cancellation of the communication will directly end the call. However, if it is a bathroom call, the communication can still be cancelled but a person must go to the room from where the call was made in order to end the call.

ANNEX 1 - PRESENCE CODES

PRESENCE CODE (UC-104 ROOM SUBSTATION)

The person from the hospital staff that enters a room to attend a patient introduces a 4-digit code on the UC-104 room substation that will identify him/her in the system.

Code	Presence	Code	Presence	Code	Presence	Code	Presence	Code	Presence
1111	Doctor 1	1421	Nurse 33	2331	Assistant Nurse 45	3242	Assistant Nurse 98	4213	Assistant Nurse 151
1112	Doctor 2	1422	Nurse 34	2332	Assistant Nurse 46	3243	Assistant Nurse 99	4214	Assistant Nurse 152
1113	Doctor 3	1423	Nurse 35	2333	Assistant Nurse 47	3244	Assistant Nurse 100	4221	Assistant Nurse 153
1114	Doctor 4	1424	Nurse 36	2334	Assistant Nurse 48	3311	Assistant Nurse 101	4222	Assistant Nurse 154
1121	Doctor 5	1431	Nurse 37	2341	Assistant Nurse 49	3312	Assistant Nurse 102	4223	Assistant Nurse 155
1122	Doctor 6	1432	Nurse 38	2342	Assistant Nurse 50	3313	Assistant Nurse 103	4224	Assistant Nurse 156
1123	Doctor 7	1433	Nurse 39	2343	Assistant Nurse 51	3314	Assistant Nurse 104	4231	Assistant Nurse 157
1124	Doctor 8	1434	Nurse 40	2344	Assistant Nurse 52	3321	Assistant Nurse 105	4232	Assistant Nurse 158
1131	Doctor 9			2411	Assistant Nurse 53	3322	Assistant Nurse 106	4233	Assistant Nurse 159
1132	Doctor 10	1441	Assistant Nurse 1	2412	Assistant Nurse 54	3323	Assistant Nurse 107	4234	Assistant Nurse 160
1133	Doctor 11	1442	Assistant Nurse 2	2413	Assistant Nurse 55	3324	Assistant Nurse 108	4241	Assistant Nurse 161
1134	Doctor 12	1443	Assistant Nurse 3	2414	Assistant Nurse 56	3331	Assistant Nurse 109	4242	Assistant Nurse 162
1141	Doctor 13	1444	Assistant Nurse 4	2421	Assistant Nurse 57	3332	Assistant Nurse 110	4243	Assistant Nurse 163
1142	Doctor 14	2111	Assistant Nurse 5	2422	Assistant Nurse 58	3333	Assistant Nurse 111	4244	Assistant Nurse 164
1143	Doctor 15	2112	Assistant Nurse 6	2423	Assistant Nurse 59	3334	Assistant Nurse 112	4311	Assistant Nurse 165
1144	Doctor 16	2113	Assistant Nurse 7	2424	Assistant Nurse 60	3341	Assistant Nurse 113	4312	Assistant Nurse 166
1211	Doctor 17	2114	Assistant Nurse 8	2431	Assistant Nurse 61	3342	Assistant Nurse 114	4313	Assistant Nurse 167
1212	Doctor 18	2121	Assistant Nurse 9	2432	Assistant Nurse 62	3343	Assistant Nurse 115	4314	Assistant Nurse 168
1213	Doctor 19	2122	Assistant Nurse 10	2433	Assistant Nurse 63	3344	Assistant Nurse 116	4321	Assistant Nurse 169
1214	Doctor 20	2123	Assistant Nurse 11	2434	Assistant Nurse 64	3411	Assistant Nurse 117	4322	Assistant Nurse 170
		2124	Assistant Nurse 12	2441	Assistant Nurse 65	3412	Assistant Nurse 118		
1221	Nurse 1	2131	Assistant Nurse 13	2442	Assistant Nurse 66	3413	Assistant Nurse 119	4323	Physiotherapist 1
1222	Nurse 2	2132	Assistant Nurse 14	2443	Assistant Nurse 67	3414	Assistant Nurse 120	4324	Physiotherapist 2
1223	Nurse 3	2133	Assistant Nurse 15	2444	Assistant Nurse 68	3421	Assistant Nurse 121	4331	Physiotherapist 3
1224	Nurse 4	2134	Assistant Nurse 16	3111	Assistant Nurse 69	3422	Assistant Nurse 122	4332	Physiotherapist 4
1231	Nurse 5	2141	Assistant Nurse 17	3112	Assistant Nurse 70	3423	Assistant Nurse 123	4333	Physiotherapist 5
1232	Nurse 6	2142	Assistant Nurse 18	3113	Assistant Nurse 71	3424	Assistant Nurse 124		
1233	Nurse 7	2143	Assistant Nurse 19	3114	Assistant Nurse 72	3431	Assistant Nurse 125	4334	Entertainment staff 1
1234	Nurse 8	2144	Assistant Nurse 20	3121	Assistant Nurse 73	3432	Assistant Nurse 126	4341	Entertainment staff 2
1241	Nurse 9	2211	Assistant Nurse 21	3122	Assistant Nurse 74	3433	Assistant Nurse 127	4342	Entertainment staff 3
1242	Nurse 10	2212	Assistant Nurse 22	3123	Assistant Nurse 75	3434	Assistant Nurse 128	4343	Entertainment staff 4
1243	Nurse 11	2213	Assistant Nurse 23	3124	Assistant Nurse 76	3441	Assistant Nurse 129	4344	Entertainment staff 5
1244	Nurse 12	2214	Assistant Nurse 24	3131	Assistant Nurse 77	3442	Assistant Nurse 130		
1311	Nurse 13	2221	Assistant Nurse 25	3132	Assistant Nurse 78	3443	Assistant Nurse 131	4411	Maintenance staff 1
1312	Nurse 14	2222	Assistant Nurse 26	3133	Assistant Nurse 79	3444	Assistant Nurse 132	4412	Maintenance staff 2
1313	Nurse 15	2223	Assistant Nurse 27	3134	Assistant Nurse 80	4111	Assistant Nurse 133	4413	Maintenance staff 3
1314	Nurse 16	2224	Assistant Nurse 28	3141	Assistant Nurse 81	4112	Assistant Nurse 134	4414	Maintenance staff 4
1321	Nurse 17	2231	Assistant Nurse 29	3142	Assistant Nurse 82	4113	Assistant Nurse 135	4421	Maintenance staff 5
1322	Nurse 18	2232	Assistant Nurse 30	3143	Assistant Nurse 83	4114	Assistant Nurse 136		
1323	Nurse 19	2233	Assistant Nurse 31	3144	Assistant Nurse 84	4121	Assistant Nurse 137	4422	Cleaning staff 1
1324	Nurse 20	2234	Assistant Nurse 32	3211	Assistant Nurse 85	4122	Assistant Nurse 138	4423	Cleaning staff 2
1331	Nurse 21	2241	Assistant Nurse 33	3212	Assistant Nurse 86	4123	Assistant Nurse 139	4424	Cleaning staff 3
1332	Nurse 22	2242	Assistant Nurse 34	3213	Assistant Nurse 87	4124	Assistant Nurse 140	4431	Cleaning staff 4
1333	Nurse 23	2243	Assistant Nurse 35	3214	Assistant Nurse 88	4131	Assistant Nurse 141	4432	Cleaning staff 5
1334	Nurse 24	2244	Assistant Nurse 36	3221	Assistant Nurse 89	4132	Assistant Nurse 142	4433	Cleaning staff 6
1341	Nurse 25	2311	Assistant Nurse 37	3222	Assistant Nurse 90	4133	Assistant Nurse 143	4434	Cleaning staff 7
1342	Nurse 26	2312	Assistant Nurse 38	3223	Assistant Nurse 91	4134	Assistant Nurse 144		
1343	Nurse 27	2313	Assistant Nurse 39	3224	Assistant Nurse 92	4141	Assistant Nurse 145	4441	Assistant 1
1344	Nurse 28	2314	Assistant Nurse 40	3231	Assistant Nurse 93	4142	Assistant Nurse 146	4442	Assistant 2
1411	Nurse 29	2321	Assistant Nurse 41	3232	Assistant Nurse 94	4143	Assistant Nurse 147	4443	Assistant 3
1412	Nurse 30	2322	Assistant Nurse 42	3233	Assistant Nurse 95	4144	Assistant Nurse 148	4444	Assistant 4
1413	Nurse 31	2323	Assistant Nurse 43	3234	Assistant Nurse 96	4211	Assistant Nurse 149		
1414	Nurse 32	2324	Assistant Nurse 44	3241	Assistant Nurse 97	4212	Assistant Nurse 150		

ANNEX 2 - FUNCTION CODES RESERVED FOR STAFF ONLY

CODE	FUNCTION:	VALUE	+	-
"C"	SOFTWARE VERSION	V2-3.9		
"CC11"	PA VOLUME	3 - 7	"2"	"1"
"CC12"	INTERCOM VOLUME	3 - 7	"2"	"1"
"CC13"	RING TONE	3 - 7	"2"	"1"
"CC14"	PRESENCE VOLUME	0 - 7	"2"	"1"
"CC21"	MUSIC VOLUME	0 - 7	"2"	"1"
"CC44"	DISABLED SECRET (Note 1)	SI - NO	"2"	"1"
	Sound's volume of a call forwarded to a room	3 - 7	"2"	"1"

ANNEX 3 - ACTIVITY CODES
ACTIVITY CODE

Once the presence code is entered on the UC-104 room substation, the staff can enter an additional 2-digit code (activity code), which identifies the activity carried out in the room.

Each of the following groups have 16 possible activities.

ACTIVITY CODES FOR DOCTORS

UC-104 Code	UC-1001 Code	Activity
11	10	Emergency
12	11	Round
13	12	Admission
14	13	Doctor's activity 4
21	14	Doctor's activity 5
22	15	Doctor's activity 6
23	16	Doctor's activity 7
24	17	Doctor's activity 8
31	18	Doctor's activity 9
32	19	Doctor's activity 10
33	20	Doctor's activity 11
34	21	Doctor's activity 12
41	22	Doctor's activity 13
42	23	Doctor's activity 14
43	24	Doctor's activity 15
44	25	Doctor's activity 16

ACTIVITY CODES FOR ASSISTANT NURSE

UC-104 Code	UC-1001 Code	Activity
11	42	Bathroom emergency
12	43	Room emergency
13	44	Shower
14	45	Round
21	46	Diaper change
22	47	Position change
23	48	Medication
24	49	Bed Pan
31	50	Moisturizing hygiene
32	51	Hydration
33	52	Breakfast
34	53	Lunch
41	54	Afternoon snack
42	55	Dinner
43	56	After dinner
44	57	Change of sheets

ACTIVITY CODES FOR NURSE

UC-104 Code	UC-1001 Code	Activity
11	26	Emergency
12	27	Bathroom fall
13	28	Room fall
14	29	Caring for injuries
21	30	Breakfast medication
22	31	Lunch medication
23	32	Dinner medication
24	33	Extra medication
31	34	Vital signs
32	35	Nurse activity 10
33	36	Nurse activity 11
34	37	Nurse activity 12
41	38	Nurse activity 13
42	39	Nurse activity 14
43	40	Nurse activity 15
44	41	Nurse activity 16

ACTIVITY CODES FOR PHYSIOTHERAPIST

UC-104 Code	UC-1001 Code	Activity
11	58	Passive mobility
12	59	Active mobility
13	60	Massage
14	61	Physiotherapy breathing
21	62	Physiotherapy activity 5
22	63	Physiotherapy activity 6
23	64	Physiotherapy activity 7
24	65	Physiotherapy activity 8
31	66	Physiotherapy activity 9
32	67	Physiotherapy activity 10
33	68	Physiotherapy activity 11
34	69	Physiotherapy activity 12
41	70	Physiotherapy activity 13
42	71	Physiotherapy activity 14
43	72	Physiotherapy activity 15
44	73	Physiotherapy activity 16

ANNEX 3 - ACTIVITY CODES

ACTIVITY CODES FOR ENTERTAINMENT

UC-104 Code	UC-1001 Code	Activity
11	74	Entertainment activity 1
12	75	Entertainment activity 2
13	76	Entertainment activity 3
14	77	Entertainment activity 4
21	78	Entertainment activity 5
22	79	Entertainment activity 6
23	80	Entertainment activity 7
24	81	Entertainment activity 8
31	82	Entertainment activity 9
32	83	Entertainment activity 10
33	84	Entertainment activity 11
34	85	Entertainment activity 12
41	86	Entertainment activity 13
42	87	Entertainment activity 14
43	88	Entertainment activity 15
44	89	Entertainment activity 16

ACTIVITY CODES FOR MAINTENANCE

UC-104 Code	UC-1001 Code	Activity
11	90	Water breakdown
12	91	Light fault
13	92	Lock damage
14	93	Paint
21	94	Furniture
22	95	Technical assistance
23	96	Legionellosis
24	97	Maintenance activity 8
31	98	Maintenance activity 9
32	99	Maintenance activity 10
33	100	Maintenance activity 11
34	101	Maintenance activity 12
41	102	Maintenance activity 13
42	103	Maintenance activity 14
43	104	Maintenance activity 15
44	105	Maintenance activity 16

ACTIVITY CODES FOR CLEANING

UC-104 Code	UC-1001 Code	Activity
11	106	Urgent cleaning
12	107	Room cleaning
13	108	Bathroom full cleanig
14	109	Room full cleanig
21	110	Clothes checking
22	111	Clothes collecting
23	112	Glass cleaning
24	113	Cleaning activity 8
31	114	Cleaning activity 9
32	115	Cleaning activity 10
33	116	Cleaning activity 11
34	117	Cleaning activity 12
41	118	Cleaning activity 13
42	119	Cleaning activity 14
43	120	Cleaning activity 15
44	121	Cleaning activity 16

ACTIVITY CODES FOR ASSISTANT

UC-104 Code	UC-1001 Code	Activity
11	122	Assistant activity 1
12	123	Assistant activity 2
13	124	Assistant activity 3
14	125	Assistant activity 4
21	126	Assistant activity 5
22	127	Assistant activity 6
23	128	Assistant activity 7
24	129	Assistant activity 8
31	130	Assistant activity 9
32	131	Assistant activity 10
33	132	Assistant activity 11
34	133	Assistant activity 12
41	134	Assistant activity 13
42	135	Assistant activity 14
43	136	Assistant activity 15
44	137	Assistant activity 16

ANNEX 4 - NUMBERS AND LABELS FOR THE UC-104 ROOM SUBSTATION

NUMBERS FOR UC-104 ROOM SUBSTATIONS

An identification number will be assigned to every UC-104 room substation in the system. The numbers range is from 1 to 65000.

LABELS FOR UC-104 ROOM SUBSTATIONS

Numbers from 65002 to 65147 are reserved for other locations out from the hospital bedrooms, such as those indicated on the following table:

UC-104 Room substation number	UC-102 display's message
65002 - 65010	Cafeteria 1 - 9
65011 - 65019	Hairdresser 1 - 9
65020 - 65028	Gym 1 - 9
65029 - 65037	Kitchen 1 - 9
65038 - 65046	Medicine cabinet 1 - 9
65047 - 65055	Room 1 - 9
65056 - 65064	Dinner room 1 - 9
65065 - 65073	Doctor's room 1 - 9
65074 - 65082	Nurse's room 1 - 9
65083 - 65102	Geriatric bathroom 1 - 20
65103 - 65111	Laundry 1 - 9
65112 - 65120	Morgue 1 - 9
65121 - 65129	Maintenance
65130 - 65138	Office
65139 - 65147	Drugstore